

Please check the examination details below before entering your candidate information

Candidate surname

Other names

Centre Number

Candidate Number

--	--	--	--	--

--	--	--	--

Pearson Edexcel International Advanced Level

Time 1 hour 30 minutes

Paper
reference

WMA13/01

Mathematics

International Advanced Level

Pure Mathematics P3

You must have:

Mathematical Formulae and Statistical Tables (Yellow), calculator

Total Marks

Candidates may use any calculator permitted by Pearson regulations. Calculators must not have the facility for symbolic algebra manipulation, differentiation and integration, or have retrievable mathematical formulae stored in them.

Instructions

- Use **black** ink or ball-point pen.
- If pencil is used for diagrams/sketches/graphs it must be dark (HB or B).
- **Fill in the boxes** at the top of this page with your name, centre number and candidate number.
- Answer **all** questions and ensure that your answers to parts of questions are clearly labelled.
- Answer the questions in the spaces provided
– *there may be more space than you need.*
- You should show sufficient working to make your methods clear. Answers without working may not gain full credit.
- Inexact answers should be given to three significant figures unless otherwise stated.

Information

- A booklet 'Mathematical Formulae and Statistical Tables' is provided.
- There are 9 questions in this question paper. The total mark for this paper is 75.
- The marks for **each** question are shown in brackets
– *use this as a guide as to how much time to spend on each question.*

Advice

- Read each question carefully before you start to answer it.
- Try to answer every question.
- Check your answers if you have time at the end.

Turn over ►

P66647A

©2022 Pearson Education Ltd.

Q:1/1/1/1/1/




Pearson

Question 1 continued

Lined writing area for the answer to Question 1.

(Total 6 marks)

Q1

Marking box for Q1

DO NOT WRITE IN THIS AREA

DO NOT WRITE IN THIS AREA

DO NOT WRITE IN THIS AREA



P 6 6 6 4 7 A 0 3 3 2

2. The functions f and g are defined by

$$f(x) = \frac{5 - x}{3x + 2} \qquad x \in \mathbb{R}, x \neq -\frac{2}{3}$$

$$g(x) = 2x - 7 \qquad x \in \mathbb{R}$$

(a) Find the value of $fg(5)$ (2)

(b) Find f^{-1} (3)

(c) Solve the equation

$$f\left(\frac{1}{a}\right) = g(a + 3) \qquad \qquad \qquad (4)$$

DO NOT WRITE IN THIS AREA



Leave blank

Question 2 continued

DO NOT WRITE IN THIS AREA

DO NOT WRITE IN THIS AREA

DO NOT WRITE IN THIS AREA

Ruled writing area for question 2

(Total 9 marks)

Q2



3. In this question you must show all stages of your working.

Solutions relying entirely on calculator technology are not acceptable.

Given that k is a positive constant,

(a) find

$$\int \frac{9x}{3x^2 + k} dx \tag{2}$$

Given also that

$$\int_2^5 \frac{9x}{3x^2 + k} dx = \ln 8$$

(b) find the value of k (4)

DO NOT WRITE IN THIS AREA



Question 3 continued

DO NOT WRITE IN THIS AREA

DO NOT WRITE IN THIS AREA

DO NOT WRITE IN THIS AREA

Lined writing area for Question 3 continued.

(Total 6 marks)

Q3



P 6 6 6 4 7 A 0 9 3 2



4.

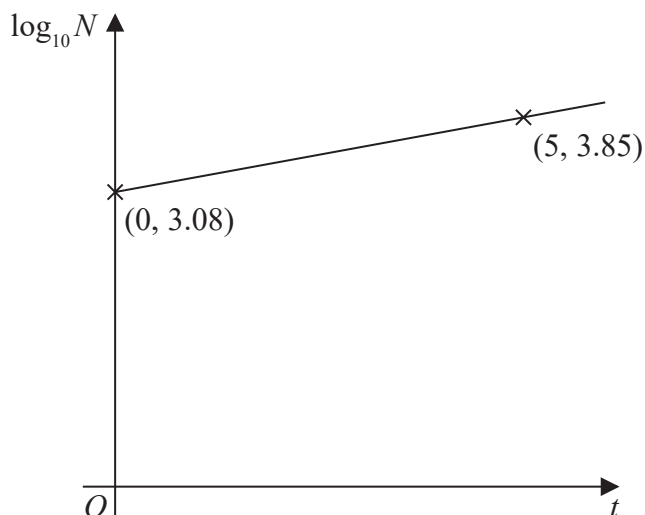


Figure 1

The number of subscribers to an online video streaming service, N , is modelled by the equation

$$N = ab^t$$

where a and b are constants and t is the number of years since monitoring began.

The line in Figure 1 shows the linear relationship between t and $\log_{10} N$

The line passes through the points $(0, 3.08)$ and $(5, 3.85)$

Using this information,

(a) find an equation for this line. (2)

(b) Find the value of a and the value of b , giving your answers to 3 significant figures. (3)

When $t = T$ the number of subscribers is 500 000

According to the model,

(c) find the value of T (2)

DO NOT WRITE IN THIS AREA

DO NOT WRITE IN THIS AREA

DO NOT WRITE IN THIS AREA



Question 4 continued

DO NOT WRITE IN THIS AREA

DO NOT WRITE IN THIS AREA

DO NOT WRITE IN THIS AREA

Q4

(Total 7 marks)



P 6 6 6 4 7 A 0 1 3 3 2

5.

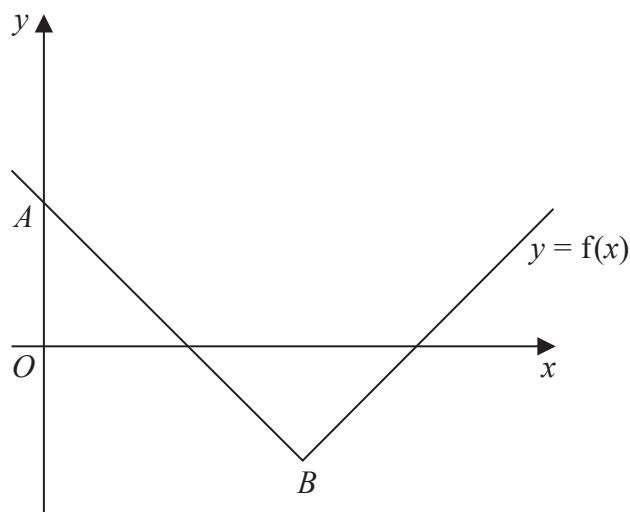


Figure 2

Figure 2 shows part of the graph with equation $y = f(x)$, where

$$f(x) = |kx - 9| - 2 \quad x \in \mathbb{R}$$

and k is a positive constant.

The graph intersects the y -axis at the point A and has a minimum point at B as shown.

- (a) (i) Find the y coordinate of A
 (ii) Find, in terms of k , the x coordinate of B (2)

- (b) Find, in terms of k , the range of values of x that satisfy the inequality
 $|kx - 9| - 2 < 0$ (3)

- Given that the line $y = 3 - 2x$ intersects the graph $y = f(x)$ at two distinct points,
 (c) find the range of possible values of k (3)

DO NOT WRITE IN THIS AREA

DO NOT WRITE IN THIS AREA

DO NOT WRITE IN THIS AREA



Question 5 continued

Lined area for writing the answer to Question 5.

DO NOT WRITE IN THIS AREA

DO NOT WRITE IN THIS AREA

DO NOT WRITE IN THIS AREA



6.

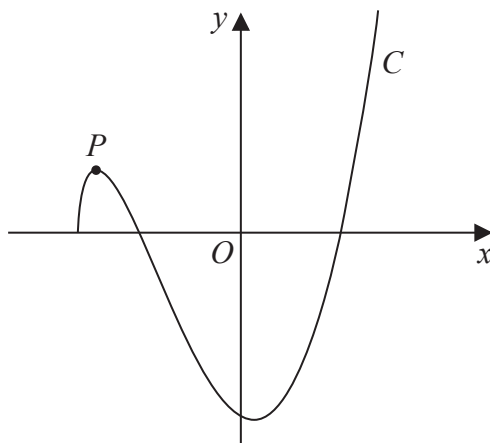


Figure 3

In this question you must show all stages of your working.

Solutions relying entirely on calculator technology are not acceptable.

The function f is defined by

$$f(x) = 5(x^2 - 2)(4x + 9)^{\frac{1}{2}} \quad x \geq -\frac{9}{4}$$

(a) Show that

$$f'(x) = \frac{k(5x^2 + 9x - 2)}{(4x + 9)^{\frac{1}{2}}}$$

where k is an integer to be found.

(4)

(b) Hence, find the values of x for which $f'(x) = 0$

(1)

Figure 3 shows a sketch of the curve C with equation $y = f(x)$.

The curve has a local maximum at the point P

(c) Find the exact coordinates of P

(2)

The function g is defined by

$$g(x) = 2f(x) + 4 \quad -\frac{9}{4} \leq x \leq 0$$

(d) Find the range of g

(3)

DO NOT WRITE IN THIS AREA

DO NOT WRITE IN THIS AREA

DO NOT WRITE IN THIS AREA



8.

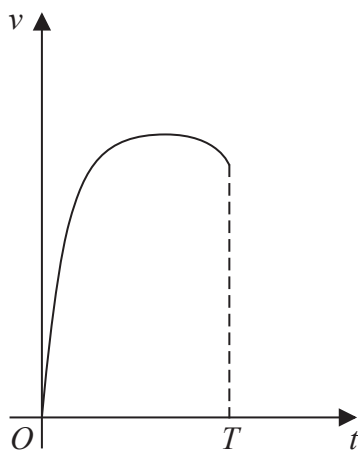


Figure 4

Figure 4 is a graph showing the velocity of a sprinter during a 100 m race.

The sprinter's velocity during the race, $v \text{ m s}^{-1}$, is modelled by the equation

$$v = 12 - e^{t-10} - 12e^{-0.75t} \quad t \geq 0$$

where t seconds is the time after the sprinter begins to run.

According to the model,

- (a) find, using calculus, the sprinter's maximum velocity during the race. (5)

Given that the sprinter runs 100 m in T seconds, such that

$$\int_0^T v \, dt = 100$$

- (b) show that T is a solution of the equation

$$T = \frac{1}{12} (116 - 16e^{-0.75T} + e^{T-10} - e^{-10}) \quad (4)$$

The iteration formula

$$T_{n+1} = \frac{1}{12} (116 - 16e^{-0.75T_n} + e^{T_n-10} - e^{-10})$$

is used to find an approximate value for T

Using this iteration formula with $T_1 = 10$

- (c) find, to 4 decimal places,
- (i) the value of T_2
 - (ii) the time taken by the sprinter to run the race, according to the model. (3)

DO NOT WRITE IN THIS AREA

DO NOT WRITE IN THIS AREA

DO NOT WRITE IN THIS AREA



9.

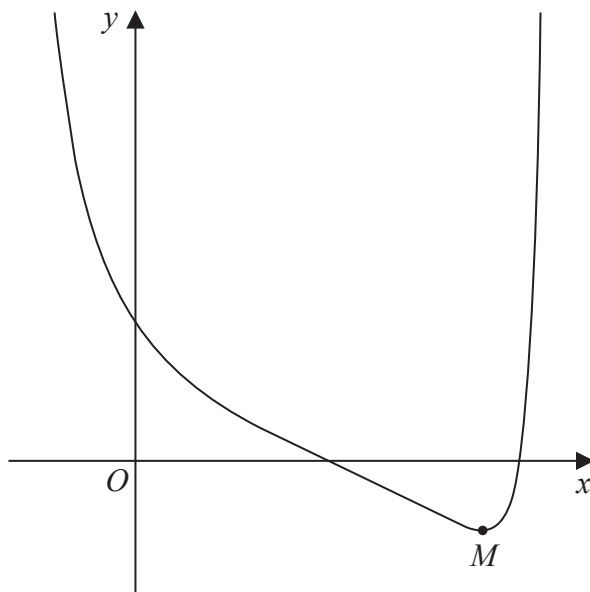


Figure 5

In this question you must show all stages of your working.

Solutions relying entirely on calculator technology are not acceptable.

Figure 5 shows the curve with equation

$$y = \frac{1 + 2 \cos x}{1 + \sin x} \quad -\frac{\pi}{2} < x < \frac{3\pi}{2}$$

The point M , shown in Figure 5, is the minimum point on the curve.

(a) Show that the x coordinate of M is a solution of the equation

$$2 \sin x + \cos x = -2 \tag{4}$$

(b) Hence find, to 3 significant figures, the x coordinate of M . (5)

DO NOT WRITE IN THIS AREA

DO NOT WRITE IN THIS AREA

DO NOT WRITE IN THIS AREA



